



KAFM-EMC


EMC Strain relief plates




Type SF: Mounted on snap foot for DIN-rail shape H



Type SC: Mounted on screw-foot for DIN-rail shape C



Type SK: Mounted on screw-foot for DIN-rail shape H



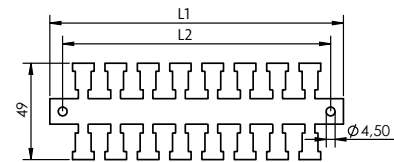
Type DH: Mounted on bushing for flexible fixation on bottom sheet

Product description

The EMC strain relief plate KAFM is practical for earthing interferences on the cable shield.

The cable assembly can be assembled on a mounting plate with screws, with SC-feet on DIN-rails shape C or with SF-feet on 35 mm DIN-rails shape H.

Type	Order No. Type SF	Order No. Type SK	Order No. Type SC	Order No. Type DH	Order No. loose rail	Length L1	Length L2	No. of teeth
KAFM 2	36442	36432	36412	36482	36422	50.5	37.5	2
KAFM 4	36444	36434	36414	36484	36424	83.5	70.5	4
KAFM 6	36446	36436	36416	36486	36426	116.5	103.5	6
KAFM 8	36448	36438	36418	36488	36428	149.5	136.5	8
KAFM 10	36450	36440	36400	36490	36430	182.5	169.5	10
KAFM 16	36452	36470	36465	36460	36530	281.5	268.5	16
KAFM 29	36454	36471	36466	36462	36540	494.5	481.5	29
KAFM 59	36458	36472	36467	36464	36550	990	978	59
KAFM 59 zinc plated	36459	-	-	-	36562	990	978	59
SF	36230							Snap foot loose, for 35 mm DIN-rail shape H
SK	36232							Screw-foot loose, for 35 mm DIN-rail shape H
SC	36231							Screw-foot loose, for 30 mm DIN-rail shape C (width of mouth: 16 mm) with twist protection notch
Bushing	36234							Distance bushing 8 mm high



Specifications

Material **Stainless steel**



SC-foot with twist protection notch: space-saving design enables high cable density.

Mounting foot adjusts itself when tightening the screw.